

A COMMUNITY WIDE AWAKE



BLOCK WATCH INFORMATION

LET'S STOP CRIME

A Few Words from . . .

THE ST. CHARLES COUNTY SHERIFF DEPARTMENT



To Parents and Teachers:

Children are our future. We, as parents and teachers, need to teach our children the guidelines for living safely every day. Emphasizing the importance of responsibility and respect for themselves and others will enable children to become safe, happy, and productive citizens.

Take the time to go over the material in this manual with your children. Practice good safety habits; a good example speaks louder than words.

To The Young People:

If safety isn't first, second won't count.™

Learn the ways of safe living and how to help prevent accidents from happening. Complete each game and puzzle. Then, show others how easy it is to live safely by applying each rule to everyday life.

Please complete the thank you note on pages 1 and 2 and send it to one of the people in your community who helped make this manual possible.

Stay safe and sound, and I'll see you around!®

How Block Watch Works

Each year, 10 million serious crimes - more than half of the nation's total - go unreported. That's why the City-wide Awake Block Watch program was initiated.

The Block Watch program is simply you and your neighbors working together and with your local police to reduce criminal opportunity on your street.


Block Watch operates to educate participants in the principles of deterrence, delay, and detection. The program depends on a communication network organized with three levels of participants - the resident, block captains and co-captains, and a local law enforcement representative.

The police department needs your help to function effectively. Police officers that patrol your neighborhood regularly could be called away on an emergency or may not be able to recognize a stranger in your yard.


But your neighbors are there. They know you and your family, what type of car you drive and when you will be away. Your neighbor could be the first to spot a burglar in your window or a strange car in your driveway.

Think about what might happen if you didn't call and think of how important and effective it is to join with the police in a cooperative effort of reducing criminal opportunity in your neighborhood.

Vigilante actions are in no way condoned by the Block Watch program. No one is asked to take personal risks or be a hero.



Good Security Habits Keep Burglars Away



HOUSE NUMBERS - House numbers should be visible day and night from the street, and garages located in alleys should be numbered. In rural areas name or number should be displayed on the mail box. This is important for the police officer when responding to a complaint.

SHRUBBERY - Is there a clear view of the door? Or, are they hidden by shrubbery? If so, thin the growth so that the burglar is denied the opportunity to work undetected.

RE-KEY LOCKS - This should be done when moving into an apartment, or with second ownership of homes. This procedure is relatively inexpensive to the resident.

USE LOCKS - An unlocked lock is not a lock! Habitually locking the home, closing and locking garage doors when away or at night is something which might be emphasized with every resident.

HIDING KEYS - An extra key hidden in a secret location should always be avoided. A burglar knows all the "hiding spots" and will look there for spare keys.

CLEAN-UP - Clean up your yard area. Never leave small portable items (lawn chairs, tricycles, bicycles, etc.) laying around where they may be easily stolen. Keep them in the garage with the door closed and locked. Any ladder should be stored inside. If you must leave one outside, lock it up securely. Don't provide a burglar with the means to break into your home.

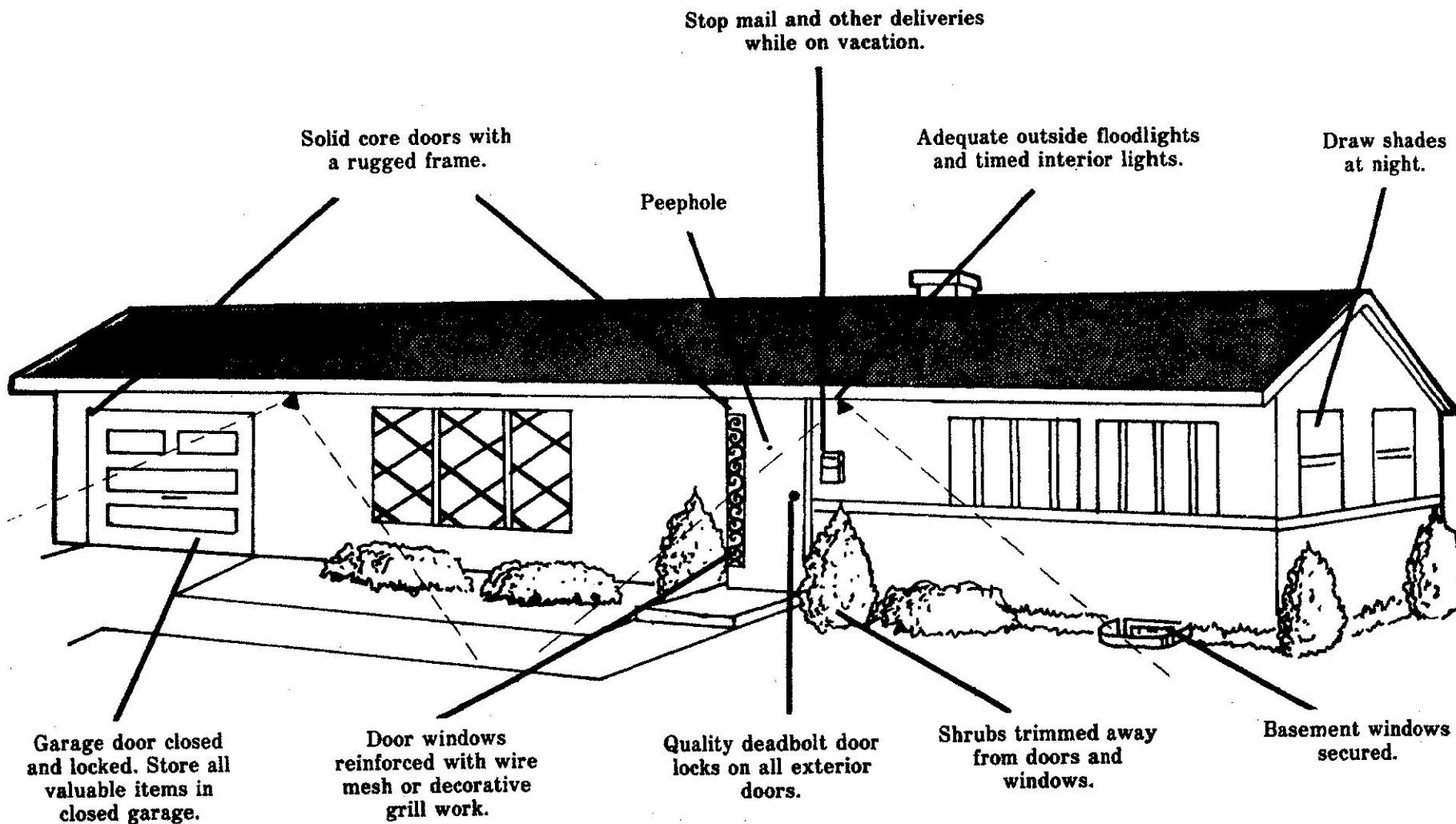
YOUR ROUTINE - Alter your daily routine occasionally, to confuse any would-be burglar who may be watching your house.

LIGHTING - Turning interior lamps on with a timer is inexpensive and is recommended. A transistor radio left playing when away will also confuse the burglar. External lighting is also important, but exclusive use of outside lighting when the home is unoccupied may actually tip off the burglar. Report any broken street lights in your neighborhood.

ADMITTING STRANGERS - Always be careful about admitting strangers. Identification of salespersons, public utilities personnel, repairpersons, and stranded strangers should always be required before opening the door. A wide angle door viewer is an absolute must if visibility of callers is not possible. Partially opening the door equipped with a door chain is a practice which must be discouraged.

VACATION PROCEDURES - If you will be gone for a long time, stop all mail and newspaper deliveries. Make arrangements to have the lawn mowed or snow shoveled. Secure home and leave lights on a timer. Leave a key to your home with a trusted neighbor in case of emergency. Also notify the police in your area and request a vacation watch.


MAKE YOUR HOME-SAFE-HOME



Alarm systems can be hooked up to alert resident of illegal entry.

A DOOR CHAIN IS NO SUBSTITUTE FOR A GOOD LOCK!

A Wide Angle Viewer Gives Added Security.



Dead Bolt Locks Offer . . .

GOOD PROTECTION!

The bolt should extend at least one inch beyond the door edge. Other locks which use an interlocking principle (e.g. jimmy resistant rim locks) also offer good security.

Dead bolt locks offer good security because they can be opened only with a key or thumb turn. A good dead bolt extends at least one inch when locked.

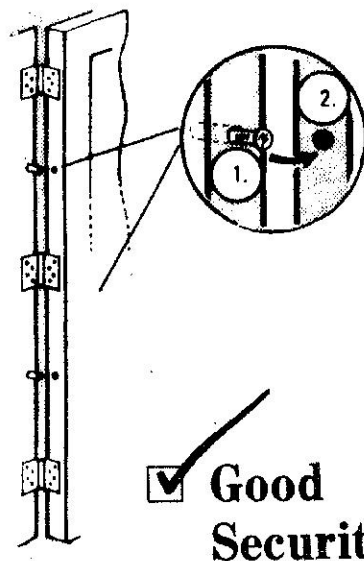
WARNING: Double cylinder dead bolt locks (those that can only be opened with a key) can be a FIRE HAZARD!

WHAT TO DO IF HINGES ARE EXPOSED?

Almost any lock on an out-swing door can be by-passed if the burglar can remove hinge pin. To protect your door from being removed from its hinges, follow these simple steps:

1. Insert screw or framing nail into back edge of door protruding at least $\frac{1}{2}$ inch, midway between the top and the bottom and center hinges.

2. Drill opposing hole in door jamb to receive the protruding screw or nail. When the door is closed, the hinge pin may be removed, but the door will be held firmly in place.






Because of this fire hazard, state, county and city building codes make it illegal to install this type lock on doors of family type dwellings below the third floor level. Dead bolt locks that utilize a thumb turn are exempt from most restrictions.

A single cylinder deadbolt (thumb turn type) is not recommended for doors that have glass within forty inches of the lock. Strengthening of the glass by adding a super aggressive adhesive type film (similar to the type used to tint automobile windows) is suggested as an alternative to metal grates or

poly-carbonate glass. This type of film is available in a clear form as well as in many different colors. While the film itself will not prevent the glass from being broken, when installed properly to the inside of the glass, it does prevent the glass from being removed from the window pane. Once the glass is broken, the film attached to the inside of the glass retains the broken pieces and makes it very difficult to cut through.

Before adding this super aggressive adhesive film, take a minute and discuss the proper installation techniques with your Crime Prevention Officer. If applied properly, this method of strengthening your windows will toughen the glass enough that a burglar will probably give up, instead of taking enough time and effort to break through it.

DOUBLE CYLINDER DEAD BOLT LOCK	SINGLE CYLINDER	CYLINDER RIM DEAD BOLT LOCK
		

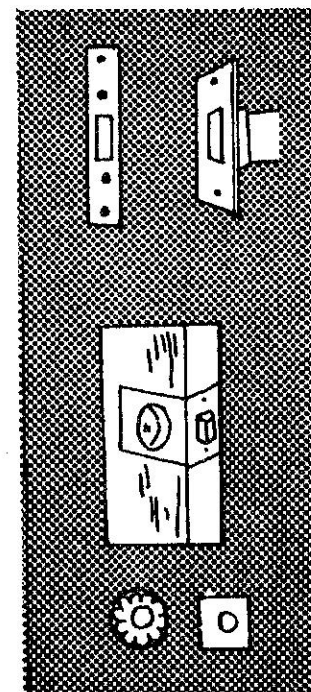
All of the locks are recommended for residential use, with the following provisions:

1. Proper installation on a substantial door of solid wood, wood stave, or wood core construction, or an equivalent metal or metal clad door.

2. The strike plate (or strike box) is of durable quality steel, and is securely anchored to a substantial frame with at least two screws (minimum 2 inches long).


3. A reinforcing sleeve (wrap-around) or two escutcheons or "rosettes" can be added to improve the quality of some locks installed on wood doors. The escutcheon should extend to within 1/2 inch of door edge, and must be constructed of metal (at least 1/8 inch in thickness).

4. No locking device offers an absolute guarantee against burglary attack.




WINDOW SECURITY

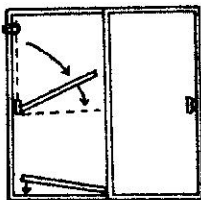
For Sliding Doors & Windows



Slide blocks or slide bolts should be used to prevent doors and windows from being lifted out of the track.

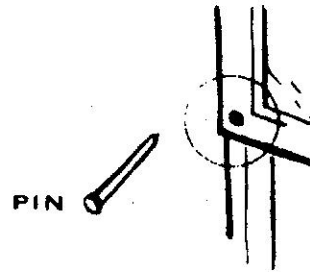


These windows can be made secure by drilling a downward sloping hole through the first sash, and one into (but not through) the second sash. Slide a nail or dowel into the hole.

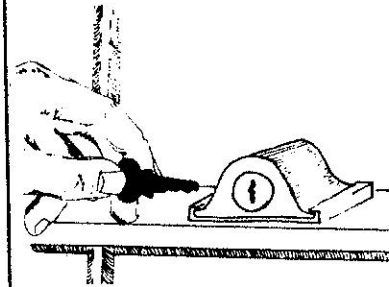


A hinge-bar can easily swing down to brace the door at the top or middle, while one an eighth inch shorter than the track can be placed in the channel at the bottom.

For Double-Hung Windows




A nail or metal pin without a head can be slid into a downward sloping hole that has been drilled into overlapping frames. A headless nail or pin can not be pulled out if the glass is broken out.



Window key locks add maximum security. If they are used, keep the key on a hook near the window, but far enough so it can't be reached from the outside if the window is broken.

For Casement Windows



Casement windows are more difficult to secure. Always check the operator handle to see if it needs adjustment or needs to be replaced.

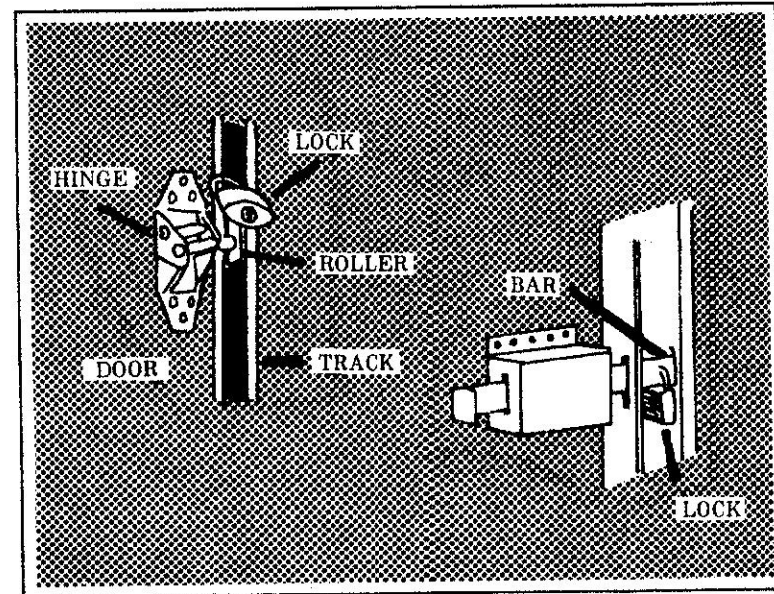
Security For Garage Doors

OVERHEAD TRACK OPERATED

Panels (thin masonite or plywood) can be kicked through. Glass panels can be broken and entry gained by reaching in and unlatching. The track is usually secured loosely and the door can often be pried open.

WHAT TO DO:

1. Install case hardened hasp and padlock on the outside.
2. Secure the track to the door with heavier screws in the hinges.
3. Pin the track above the bar by drilling two holes and inserting heavy nails or bolts.
4. A padlock can be used instead of a pin.



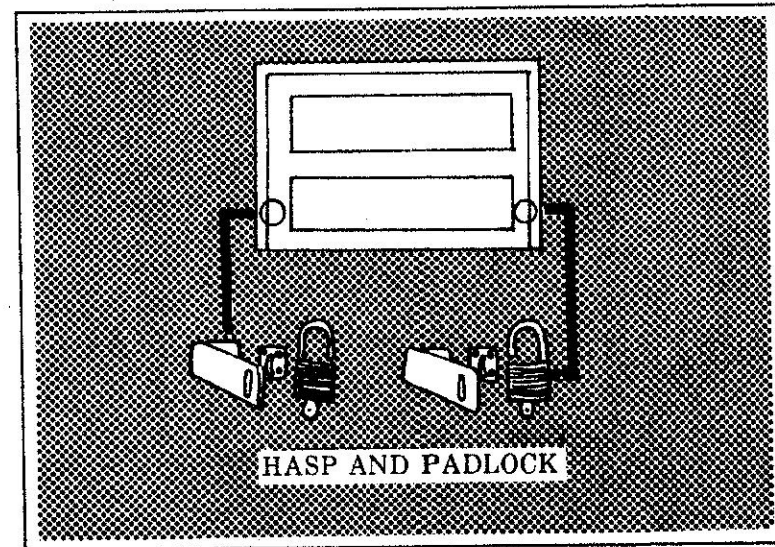
OVERHEAD COUNTER BALANCED

Panels (thin masonite or plywood) can be kicked through. Glass panels can be broken and entry gained by reaching in and unlatching.

WHAT TO DO:

1. Install two case hardened hasp and padlocks.

Locks installed by the manufacturer are usually of poor quality.



BON VOYAGE!

Make securing your home a part of your vacation plans!




1

Plan to take time in advance to fix any doors, windows, locks and window locks that need repair.

2

Stop all deliveries and arrange for a trusted neighbor to check your doors, pick-up your mail, and watch for any unusual activity around your property. Be sure the "caretaker" has keys to your house and the name of your insurance agent.



5

Connect all electric timers to lights and radios in different parts of the house, and also to porch and yard lights. Instruct your "caretaker" to change the "on" and "off" times on them so the pattern will not be obvious to anyone who may be watching the house.




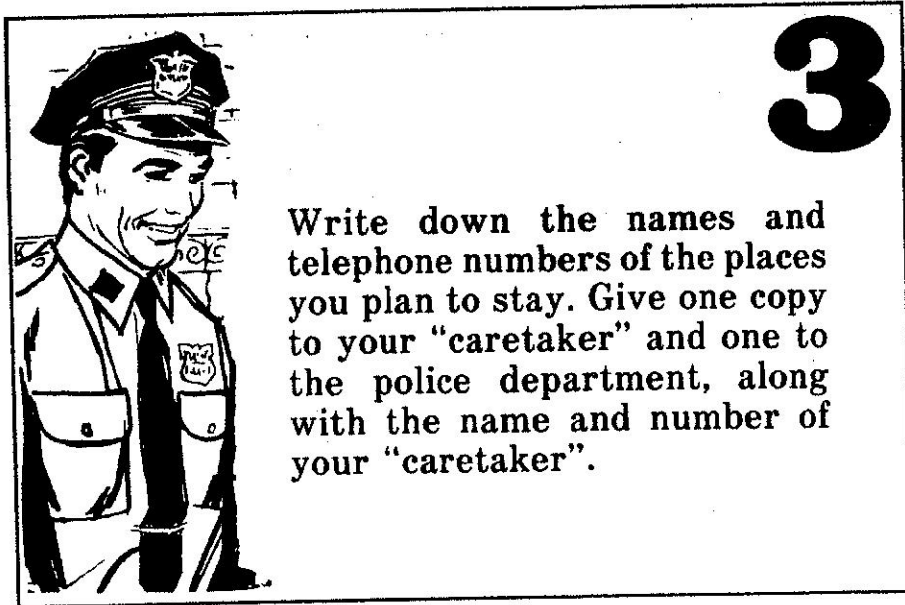


Move large valuables where they can't be seen from windows, and put small appliances out of sight to remove temptation. Items such as jewelry, documents, and large sums of money, should be kept in a safe deposit box, even when you are not on vacation.

6



Have a Safe and Worry-Free Trip!




PROTECT YOUR POSSESSIONS

1

When stopping overnight, chain and lock your trailer to a tree, and lock your snowmobile, bike, etc., to the trailer.

DISABLE YOUR TRAILER

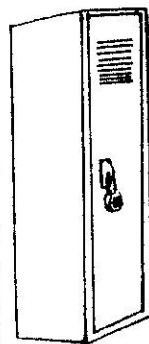
The frame should be blocked, and one of the wheels pulled. The tongue should be locked, or taken apart. Chain and lock the trailer to a tree. Lock any wheel to the frame, so it cannot be turned.



2


INSIDE YOUR GARAGE

Any valuables that you might store in your garage (skis, golf clubs, fishing tackle, etc.) could be best kept locked in a security locker.



RIFLES AND SHOTGUNS

Store all firearms in a locked cabinet, out of sight. Remove a working part from the firearm. Store ammunition separately.



BICYCLES

Lock bicycles with heel and toe hardened alloy steel locks. At least 5 tumblers are suggested for maximum security. Chain your bike to a sturdy permanent object (tree, pole, etc.) through both front and rear wheels. Engrave an identifying number (social security) on your bike for easier recovery in case it is stolen.

3

SKIS


Lock car-top ski racks. If you must leave the car unattended, park in a well-lit, populated area.



4

POWER EQUIPMENT

Any off-the-road vehicles (riding lawnmowers, tractors, motorcycles, etc.) can be disabled by pulling a spark plug, and the distributor rotor.



CANOES AND SMALL BOATS

Regardless of where you store your boat, in the garage, or on a sawhorse in the backyard, always lock it up securely.



Home Security Survey

- | | YES | NO |
|--|--------------------------|--------------------------|
| 1. Does your door have 180° peep hole? | <input type="checkbox"/> | <input type="checkbox"/> |
| 2. Are locks that can be opened from inside at least 40 inches from any glass? | <input type="checkbox"/> | <input type="checkbox"/> |
| 3. Are entrance doors solid core? | <input type="checkbox"/> | <input type="checkbox"/> |
| 4. Do entrance doors have dead bolt locks? | <input type="checkbox"/> | <input type="checkbox"/> |
| 5. If hinge pins are outside, are they nonremovable? | <input type="checkbox"/> | <input type="checkbox"/> |
| 6. Does the door securely fit the door jamb? | <input type="checkbox"/> | <input type="checkbox"/> |
| 7. Is the door jamb tightly fastened? | <input type="checkbox"/> | <input type="checkbox"/> |
| 8. Is the strike plate securely fastened to the door jamb? | <input type="checkbox"/> | <input type="checkbox"/> |
| 9. Does the bolt extend sufficiently into the strike plate? | <input type="checkbox"/> | <input type="checkbox"/> |
| 10. Have locks been re-keyed since you moved in? | <input type="checkbox"/> | <input type="checkbox"/> |
| 11. Have double hung windows been pinned? | <input type="checkbox"/> | <input type="checkbox"/> |
| 12. Do metal windows have auxiliary locks? | <input type="checkbox"/> | <input type="checkbox"/> |
| 13. Can windows left open for ventilation be secured? | <input type="checkbox"/> | <input type="checkbox"/> |
| 14. Do basement windows have auxiliary locks? | <input type="checkbox"/> | <input type="checkbox"/> |
| 15. Do curtains or drapes fully cover windows? | <input type="checkbox"/> | <input type="checkbox"/> |
| 16. Is window air conditioner secured from inside? | <input type="checkbox"/> | <input type="checkbox"/> |
| 17. Does the garage door close tightly? | <input type="checkbox"/> | <input type="checkbox"/> |
| 18. Does the overhead door have a track padlock? | <input type="checkbox"/> | <input type="checkbox"/> |
| 19. Is the padlock of high quality? | <input type="checkbox"/> | <input type="checkbox"/> |
| 20. Is the hasp of high quality, installed without screws showing? | <input type="checkbox"/> | <input type="checkbox"/> |
| 21. Do you keep the overhead door closed and locked when not in use? | <input type="checkbox"/> | <input type="checkbox"/> |
| 22. Do you remove vehicle keys when garage is locked? | <input type="checkbox"/> | <input type="checkbox"/> |
| 23. Can garage light be turned on from inside your home? | <input type="checkbox"/> | <input type="checkbox"/> |

- | | YES | NO |
|---|--------------------------|--------------------------|
| 24. Do you belong to a NEIGHBORHOOD WATCH program? | <input type="checkbox"/> | <input type="checkbox"/> |
| 25. Are shrubs cut below window level? | <input type="checkbox"/> | <input type="checkbox"/> |
| 26. Are tree limbs cut above window level? | <input type="checkbox"/> | <input type="checkbox"/> |
| 27. Is the residence number visible from the street? | <input type="checkbox"/> | <input type="checkbox"/> |
| 28. Can the mailbox be locked? | <input type="checkbox"/> | <input type="checkbox"/> |
| 29. Is the front door well lit? | <input type="checkbox"/> | <input type="checkbox"/> |
| 30. Is the back door well lit? | <input type="checkbox"/> | <input type="checkbox"/> |
| 31. Are bicycles, mowers, and ladders kept inside? | <input type="checkbox"/> | <input type="checkbox"/> |
| 32. Have you engraved property and put up stickers? | <input type="checkbox"/> | <input type="checkbox"/> |
| 33. Before your vacation do you stop deliveries? | <input type="checkbox"/> | <input type="checkbox"/> |
| 34. Do you notify the police that you will be gone? | <input type="checkbox"/> | <input type="checkbox"/> |
| 35. Do you notify your neighbors that you will be gone? | <input type="checkbox"/> | <input type="checkbox"/> |
| 36. Do you set light timers? | <input type="checkbox"/> | <input type="checkbox"/> |
| 37. Is your yard taken care of? | <input type="checkbox"/> | <input type="checkbox"/> |
| 38. Do you arrange for hand bills to be picked up? | <input type="checkbox"/> | <input type="checkbox"/> |
| 39. If you need a non-lethal weapon for self-protection, do you have a safe, chemical device? | <input type="checkbox"/> | <input type="checkbox"/> |
| 40. If you have a gun, is it kept secured? | <input type="checkbox"/> | <input type="checkbox"/> |
| 41. Do you keep most of your cash in the bank? | <input type="checkbox"/> | <input type="checkbox"/> |
| 42. Do you keep a list of all valuable property, credit cards, and serial numbers? | <input type="checkbox"/> | <input type="checkbox"/> |
| 43. Do you keep this list in a safe place? | <input type="checkbox"/> | <input type="checkbox"/> |
| 44. Do you avoid displaying valuables to strangers? | <input type="checkbox"/> | <input type="checkbox"/> |
| 45. Have you memorized the telephone number of your police? | <input type="checkbox"/> | <input type="checkbox"/> |

(This survey is for your own private use only.)

OPERATION IDENTIFICATION!

OPERATION IDENTIFICATION - A program involving all citizens and designed to discourage burglary and theft by permanently identifying valuables in homes and businesses.

Operation I.D. also works should your property be stolen or lost. It helps the police to contact you when the property is recovered and lets you identify it so it can be returned to you.

WHAT NUMBERS YOU SHOULD USE

Home and Apartment Residents:

Your two (2) letter state abbreviation WI
and your complete driver's license number

Businesses:

Your two (2) letter state abbreviation WI
and your state sales tax number

REMEMBER!

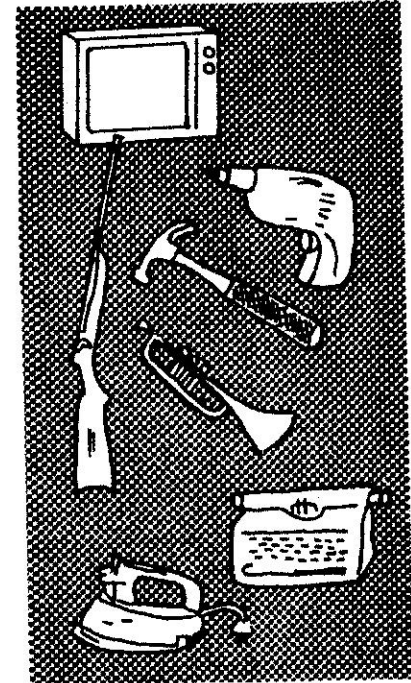
1. Never display warning stickers unless you have actually marked your property.
2. Complete your marking and return the engraver quickly so others may borrow it.
3. Always have a record of your property and keep it in a safe place.

What Items Do You Mark?

These items below are traditionally stolen.

HOME AND BUSINESS

- Adding Machines
- Bicycles
- Binoculars
- Cameras
- Clocks
- Guns
- Hand Tools
- Kitchen Appliances
- Metal Lock Boxes
- Musical Instruments
- Power Mowers
- Power Tools
- Radios
- Sports Equipment
- Stereos
- Televisions
- Toasters
- Typewriters



VEHICLE

- Battery
- CB Radio
- Hub Caps
- Mag Wheels
- Speakers
- Tape Decks

ENGRAVE OR PHOTOGRAPH

- Antiques
- Jewelry
- Silverware
- Watches

PLACE INCONSPICUOUS IDENTIFYING MARKS ON

- Clothing
- Furs

OPERATION IDENTIFICATION RECORD

Name: _____

Social Security No.: _____

Mark your valuables and keep this record in a safe place.

AUTOMOBILE, MOTORCYCLE, SCOOTER

Make	Color	Lic. No.	Serial No.

BICYCLE

Make	Color	Lic. No.	Serial No.

GUNS

Make	Caliber	Serial No.

TELEVISION, RADIO, STEREO, ETC.

Item	Make	Serial No.

DISHWASHER, STOVE, MIXER, TOASTER, REFRIGERATOR, ETC.

Item	Make	Serial No.

CAMERA, BINOCULARS, SPORTING GOODS, SEWING MACHINE, WATCHES

Item	Make	Serial No.

POWER TOOLS & SPECIAL EQUIPMENT

Item	Make	Serial No.

OTHER PROPERTY


Item	Make

CREDIT CARDS


Company	Serial No.

HOW TO COPE WITH INTRUDERS

If you should come home to find a window or door open, **DO NOT GO IN!** Go to a neighbor's house, or to the nearest phone and call your local police department. Never try to be a hero by investigating the incident by yourself.



If you should surprise a burglar, in your home, remain calm. He does not want to harm you, all he wants is to steal your property. Never place yourself between him and the nearest exit. Stay out of his way. Put as many closed doors between the burglar and you as possible. Do not scream for help and by no means should you resist or attack the burglar. These actions may panic the burglar into injuring you, when he had no intention of doing so.



As soon as it is safe, call your police department, and report the incident. While you are waiting for them to arrive, make sure that nothing is touched. Try to write down as much detail about the incident and the burglar's appearance as you can remember.

Suspicious Activity - What To Look For!

- *The stranger entering your neighbor's house when it is unoccupied may be a burglar.
- *Offers of merchandise at ridiculously low prices can mean stolen property.
- *Anyone removing accessories, license plates or gasoline from a car should be reported.
- *Anyone peering into parked cars may be looking for a car to steal or for valuables displayed in the car.
- *Persons entering or leaving a business place after hours may be burglars.
- *The sound of breaking glass or other loud explosive noises could mean an accident, housebreaking or vandalizing.
- *Persons loitering around schools, parks, secluded areas or in the neighborhood may be dangerous.
- *Continuous "repair" operations at a non-business location may mean stolen property being stripped, repainted or otherwise altered.
- *Open or broken windows at a closed business or residence whose owners are absent may mean a burglary in progress or already completed.
- *Unusual noises such as gunshots, screaming, sounds of combat, abnormally barking dogs...anything suggestive of foul play, danger or illegal activity...should be reported.
- *Any vehicles moving slowly and without lights, or following a course that appears aimless or repetitive is suspicious in any location. Occupants may be "casing" for places to rob or burglarize, or could be drug pushers or sex offenders.
- *Parked, occupied vehicles containing one or more persons are especially significant if observed at an unusual hour. They could be lookouts for a crime in progress.
- *Vehicles being loaded with valuables are suspicious if parked in front of closed businesses or untended residences...even if the vehicle is a legitimate looking commercial unit. To move more freely without suspicion, more and more professional thieves are "customizing" their vehicles with special signs.

HELP CATCH A CRIMINAL!

No criminal wants to be CAUGHT. But if you SEE or HEAR someone breaking the law, try to REMEMBER what they look like and quickly REPORT them to the police.

The most valuable aid you can give a police officer about a crime is help in the identification of suspects. This and the facts you observe about the crime itself are the two main points on which an officer bases their investigation. These two items can, in many cases, be far more important than the findings made through scientific investigation at the scene such as fingerprints, foot casts, etc. Many times such evidence is non-existent.

FILL IN ALL THE BLANKS and give to the first police officer on the scene.

VEHICLE LICENSE	MAKE	COLOR

DIRECTION OF ESCAPE	METHOD OF ESCAPE
	<input type="checkbox"/> Foot <input type="checkbox"/> Vehicle

NUMBER OF SUSPECTS	MALE	FEMALE

TYPE OF WEAPON			
<input type="checkbox"/> Hand Gun	<input type="checkbox"/> Shot Gun	<input type="checkbox"/> Knife	<input type="checkbox"/> Other

RACE

SEX

HAIR

EYES

AGE

HEIGHT

WEIGHT

OTHER REMARKS

HAT


SHIRT

COAT

TROUSERS

SHOES

SCARS AND MARKS



community security check

	YES	NO
Street names plainly marked.		
House number visible from street.		
Residence appears occupied.		
Operation I.D. sticker visible.		
Garage doors closed.		
Shrubs below window level.		
No valuables left in yard.		
No valuables left in vehicle.		
No ladder outside.		

community lighting check

	YES	NO
Street lights spaced properly.		
All lights work.		
No broken globes.		
All globes clean.		
Nothing blocking street lights.		
Driveways lit.		
Front yards lit.		
Garage doors lit.		
Residence numbers lit.		

Call Your Law Enforcement Officers When You Need Help For Emergencies.

- Traffic Accidents
- Missing Persons
- Drownings
- Suicide Threats
- Troublesome Drunks
- Trapped Persons
- Unconscious Persons
- Fallen Electrical Wires

Call Your Law Enforcement Officers When You Are Afraid Or Mistreated By:

- Family Members
- Parents
- Strangers
- Teachers
- Neighbors
- Animals
- Other Children
- Gangs
- Club Initiations
- Unknown Objects

Call Your Law Enforcement Officers When Law And Order Needs To Be Restored.

- Riots Or Public Disorders
- Fights Or Confrontations
- Use Of Weapons
- Family Arguments
- Mob Violence
- Troublemakers Or Looting
- Floods And Disasters

Call Your Law Enforcement Officers When You Need Information About:

- How to protect your home and property.
- What to do about threats, obscene phone calls, etc.
- Laws and regulations for your area.
- Any question about law enforcement matters not answered in this book.

Call Your Law Enforcement Officers When You Need To Report A Crime.

- Battered Children
- Burglary Or Robbery
- Rape
- Drug Pushers
- Shootings
- Kidnapping
- Arson
- Molestation
- Shoplifting
- Embezzlement

When Reporting A Crime:

1. Speak clearly while describing what happened.
2. Give all details. They are important when reporting a crime.
3. Stay calm. It never helps to get excited.

Give An Accurate Description Of The Culprit.

- Age
- Height And Weight
- Hair And Eye Color
- Color And Kind Of Clothing
- Shape Of Face, Body, Hands, And Feet
- Voice - Accent, Speech Impediment, Loud, Soft
- Any Unusual Characteristics - Scars, Moles, Birthmarks, Etc.

SMOKE DETECTORS ARE

1 PURCHASING A SMOKE DETECTOR

A smoke detector is a fire alarm that buzzes when it detects smoke, warning you in time to escape.

WHAT KIND?

- Smoke detectors can be either house-current or battery operated. Either kind can do a good job.
- Make sure the model you choose has been listed by a nationally recognized testing laboratory.

HOW MUCH?

- A smoke detector may be purchased at most retail stores for about \$15.00 to \$30.00.

HOW MANY?

- There should be at least one smoke detector in every household. Additional smoke detectors will significantly increase your chances of survival.



2 INSTALLATION IS SIMPLE

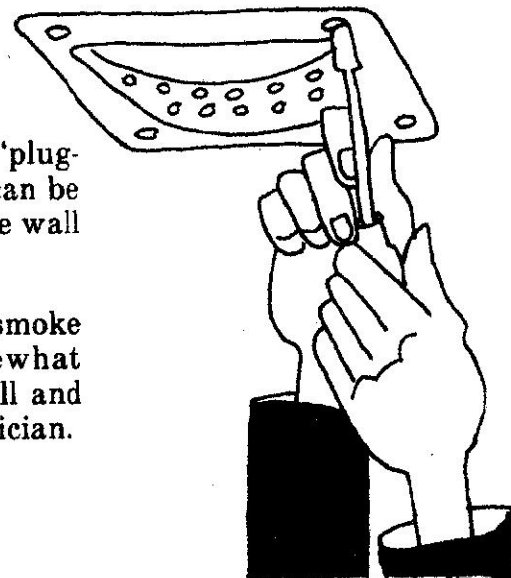
If you can handle a screwdriver, you can install most smoke detectors.

WHERE?

- Smoke detectors should be placed on the ceiling or high on a wall near the bedrooms. This enables the detector to sense the smoke as it approaches the sleeping area.
- Locate your smoke detector away from air outlet vents.

HOW?

- Battery-operated and "plug-in" electric detectors can be attached directly to the wall or ceiling.
- "Wired-in" electric smoke detectors are somewhat more difficult to install and may require an electrician.



LIFE PROTECTORS!

3

KNOW HOW TO ESCAPE

Your smoke detector will awaken you, but you may not be thinking clearly. You should practice escaping before an emergency strikes.

WHY?

- Once a fire has started, it spreads rapidly. You may have only seconds to get out.
- Normal exits from bedrooms may be blocked by smoke or fire. It is important everyone knows exactly what to do.

IDENTIFY ESCAPE ROUTES

- Plan two exits from every room. Second story windows may need a chain ladder or rope to enable occupants to escape safely.

PRACTICE ESCAPING

- Practice allows you to test your plan before a real emergency. *You may not be able to reach your children!* It is important that *they* know exactly what to do.



4

MAINTENANCE IS IMPORTANT

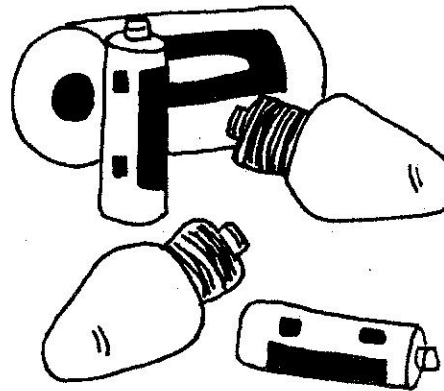
Your smoke detector must be maintained properly to provide you and your family with protection.

HOW?

- Replace batteries and bulbs according to manufacturer's instructions. Battery-operated units do require somewhat more maintenance, since batteries must be replaced.
- Dust the grill work of your smoke detector regularly.

REMEMBER!

- Most people die from **SMOKE** and toxic gases rather than the fire itself. Many never even wake up.
- You can protect yourself and your family by purchasing, installing, and maintaining one or more smoke detectors, and developing a fire escape plan, which you practice often.



EMERGENCY NUMBERS

POLICE: _____

State Police: _____

Fire Department: _____

EMS: _____

Doctor: _____

Hospital: _____

Block Watch Leader: _____

Ambulance: _____


U.S. Secret Service: _____

F.B.I.: _____

Gas: _____

Electricity: _____

Other: _____



- NOTES -

PROVIDED AS A PUBLIC SERVICE BY PEOPLE WHO CARE

St. Charles County, Missouri

ALTERNATIVES IN ENGINEERING, INC.

BOGEY HILLS COUNTRY CLUB

FAST LANE CLASSIC CARS, INC.

MAZE AUTO BODY

RLK & ASSOCIATES, INC.

ST. LOUIS ELECTRONICS

THOMAS S. BOGUSKY, D.D.S.

ADIO FAMILY CHIROPRACTIC

CJ'S CLEANERS

DAVID AND BARBARA WEHMEYER

JIM'S AUTO PAINT & SUPPLIES, INC.

JUNGERMAN MOBIL MART MEHTAB, INC.

LEWIS-BADE, INC. REGISTERED LAND SURVEYORS AND PROFESSIONAL ENGINEERS

MASTER AUTOMOTIVE, INC.

SCHULTZ DESIGN, LLC

ST. CHARLES GOLF COURSE, INC.

SUJATA BHATIA, D.D.S., M.S., P.C.

THE SORENSON KENNELS

ASHWOOD APARTMENTS, LP

CARIBBEAN EXPRESS CAR WASHES

JOHN'S AUTO BODY, LLC

MOON ACCOUNTING SVCS., INC.

ST. JOHNS BANK & TRUST CO.

ST. PETERS MANOR CARE CENTER

WEST PLEX MOTORS

BILL MURPHY SPORTING GOODS CO.

COUNTRYSIDE BROKERS, INC.

DIERBERGS MIDRIVERS & BOGEY HILLS

JOANN M. PRICE

LANDSCAPE TECHNOLOGIES

McDONALD'S - DAVE & LINDA ENGELKE

ST. CHARLES ELKS LODGE 690 B.P.O.E.

STAN SIEGFRIED CONSTRUCTION, INC.

THE RAZORS EDGE

VILLAGER LODGE

WORLD MARTIALARTS OF ST. PETERS

In Cooperation With

THE ST. CHARLES COUNTY SHERIFF DEPARTMENT

PROVIDED AS A PUBLIC SERVICE BY PEOPLE WHO CARE

St. Charles County, Missouri

GENERAL MOTORS CORP.
PURLER-CANNON-SCHULTE, INC.
SANDALWOOD CREEK APARTMENTS
CAPTAIN D'S SEAFOOD
COMPONENT BAR PRODUCTS
DONALD F. AND JOYCE POELING
FOUR POINTS COMMUNICATION SVCS., INC.
K. P. DISTRIBUTING, INC.
KFC HECHTS MGMT. CO., INC.
POLYONE CORPORATION
HANK WIESE, STATE FARM INSURANCE
ARCHWAY INDUSTRIAL COATINGS, INC.
HARVESTER DAIRY QUEEN
CUIVRE RIVER ELECTRIC COOPERATIVE, INC.
GCO CARPET OUTLET
KAPLAN LUMBER CO.

In Cooperation With
THE ST. CHARLES COUNTY SHERIFF DEPARTMENT